



DON BOSCO ENGLISH MEDIUM SCHOOL, MONIGRAM

Date-23-8-2024

STEPS TO PAY THE SCHOOL FEES

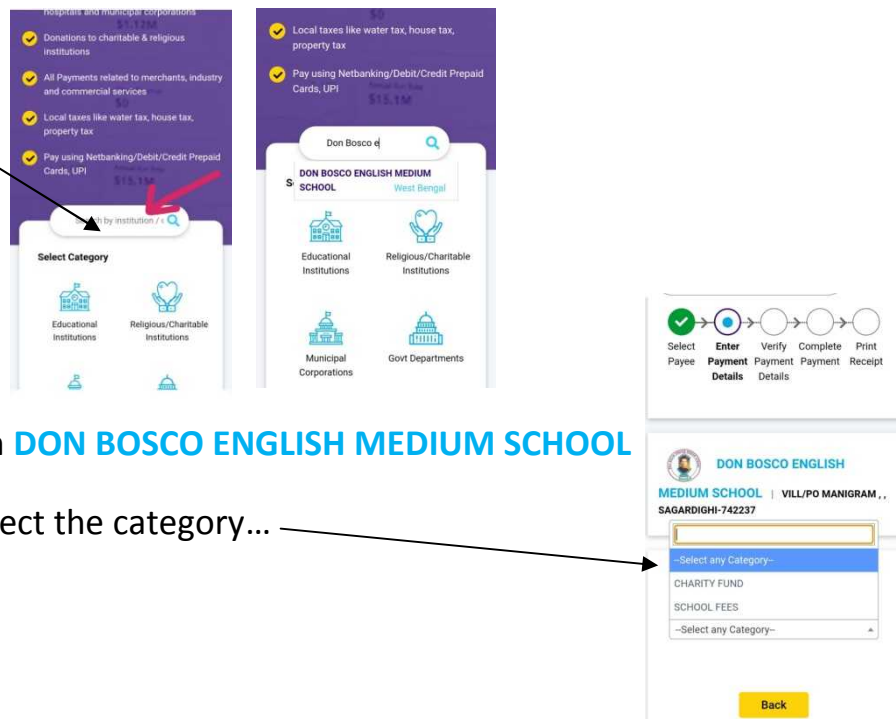
1. Click on the link: <https://www.onlinesbi.sbi/sbicollect>

This screen will appear



2. Scroll down to write- **“DON BOSCO ENGLISH MEDIUM SCHOOL”**

Write here



3. Once you click on **DON BOSCO ENGLISH MEDIUM SCHOOL**

It will ask you to select the category...

4. Select the category to "SCHOOL FEES"

Payee Details
DON BOSCO ENGLISH
MEDIUM SCHOOL | VILL/PO MANIGRAM,,
SAGARDIGHI-742237

Enter Payment Details
Payment Category*: SCHOOL FEES
Enter STUDENT ID*
DBSM20211616562580

Back
Fetch Payment Details

5. Once you select the SCHOOL FEES it will ask you the STUDENT ID.....

6. As you give the correct STUDENT ID and click on Fetch Payment Details, it will show you the details of the student.

Enter Payment Details

Payment Category*: SCHOOL FEES

STUDENT ID*: DBSM20211616562580

NAME*: PRAVAS SOREN

DOB*: 13102011

MOBILE NO*: 9609603978

CLASS*: V

AMOUNT*: 2420

Remarks:

7. Next go down to write if any remark and then write the name of the parents and Date of birth and mobile number, next click on the check box, and then Enter the text as shown in the image. And click next...

MOBILE NO*: 9609603978

CLASS*: UKG

AMOUNT*: 1620

Remarks:

Enter Your Details

Individual Organisation / Corporate

Name*: [text input]

Date of Birth*: [date input]

Mobile No*: [text input]

I have read and agreed to the Terms & Conditions

Enter the text as shown in the image:

Select one of the Captcha options*

Image Captcha Audio Captcha

Back Reset Next

8. Then it will verify the details and then click on Next.....

DON BOSCO ENGLISH MEDIUM SCHOOL

Payment Details

Payment Category :	SCHOOL FEES	Total Amount : INR 1,620.00
STUDENT ID:	DBSM20221644997763	
NAME:	SHARMILI ROY	
DOB:	24092018	
MOBILE NO:	9531766867	
CLASS:	UKG	
AMOUNT:	1620	
Remarks :	ok	

[Back](#) [Next](#)

9. As you click next it will direct you to different payment mode.....

10. If you want to pay through phone pay id

Click here

Rupay Debit Card
Bank Charges: 0.0
[Click Here](#)

Credit Cards
Bank Charges: 29.24
[Click Here](#)

Other Payment Modes

Branch
Bank Charges: 59.0
[Click Here](#)

UPI
Bank Charges: 0.0
[Click Here](#)

UPI is not available between 22:30 hours IST and 23:30 hours IST

11. Once you click on UPI, it will lead you to this page. And you can give your UPI id here

SBI **SB Collect**

[HOME](#) [TRANSACTION HISTORY](#) [FAQ'S](#) [CUSTOMER SUPPORT](#)

Payment Progress

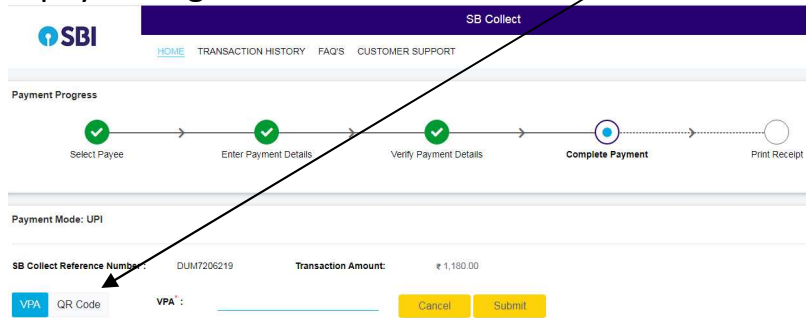
Select Payee → Enter Payment Details → Verify Payment Details → **Complete Payment** → Print Receipt

Payment Mode: UPI

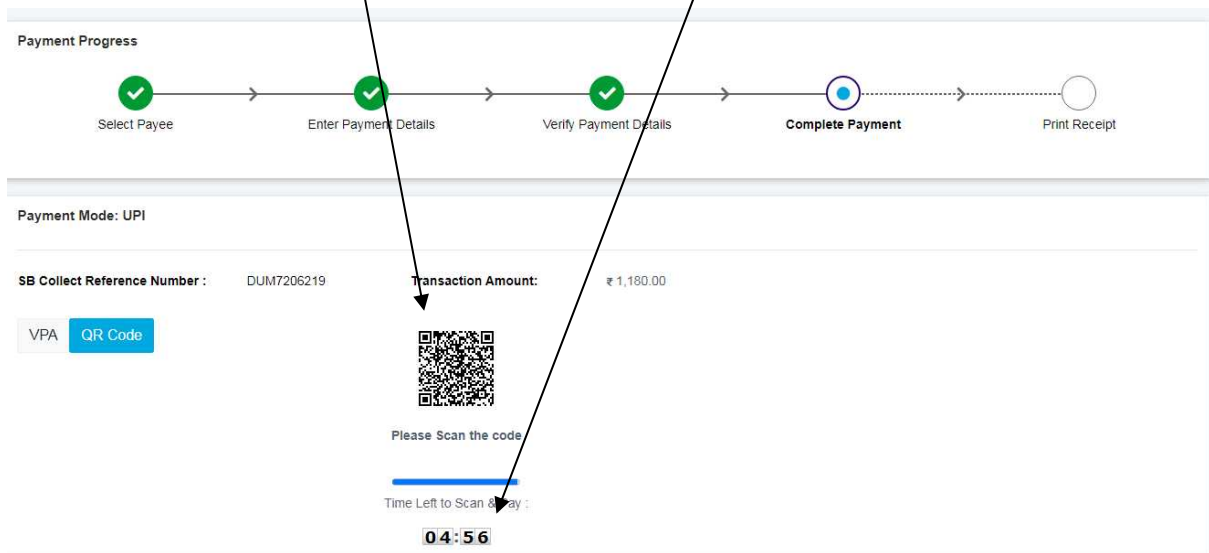
SB Collect Reference Number : DUM7206219 **Transaction Amount:** ₹ 1,180.00

[VPA](#) [QR Code](#) **VPA :** [Cancel](#) [Submit](#)

12. If you want to pay through QR code then click here



13. The QR code will appear and you can scan with any QR code scanner. Remember the QR code is valid only for five minutes



Note: whole this process is time bound. If you delay more than five minutes it will tell you "session timeout" and once again you will be asked to do from the beginning.

For any difficulty contact the school office.---8389980309

WISH YOU ALL THE BEST